

Informations *Rapides*



22 Décembre 2009 - n° 333 **CONJONCTURE**

Main Indicators

■ Producer and Import Price Indices in industry – November 2009

In November, slight but general progression of industrial products prices

• Producer price indices in French industry

FRENCH MARKET: +0,2 %

In November, the producer price indices on the French market progressed slightly (+0,2 %), but quite homogeneously. In October, the increase of +0,8% was mainly due to energetic products. The prices are still lower than last year (-4,5 %).

The prices of refined petroleum products were again positively oriented

Consistently with the new increase of crude petroleum products (+4,7 %), the prices of refined petroleum products grew again in November, of +3,3 % after +3,1 % in October.

The food products prices decreased more slightly than in September and October

After two consecutive months of decline, the food products prices became almost stable (-0,1 %), thanks to the stability of meat prices and the rise of food raw materials.

While other products prices stabilized

The prices of *other products* stabilized or slightly increased in November: +0,3 % for textiles and wearing apparels, +0,1 % for wood and paper products. One exception: the [prices of] chemical products (-0,4 %), impacted by the falls of fertilisers and nitrogen compounds (-1,8 %) and of plastics in primary forms (-2,2 %),

FOREIGN MARKETS: +0,2 %

The slight progression of the French producer price indices on the external markets was quite general, i.e. +0,2 % after +0,4 % in October. Year-on-year, the withdrawal of these prices is now of -3,0 %.

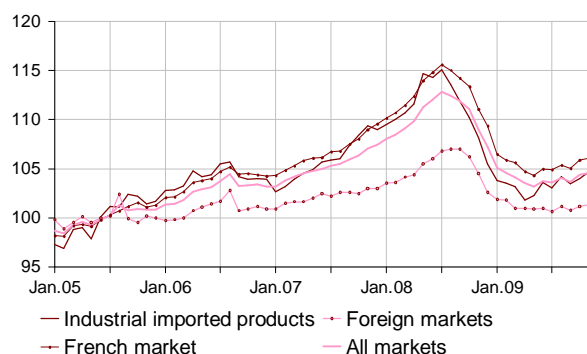
ALL MARKETS: +0,2 %

In total, on both domestic and non-domestic markets, the progression of French industrial producer price indices was therefore of +0,2 % in November. On a year, the fall is quite noticeable (-4,1 %), but for coke and refined petroleum products, the shift is now only of -0,9 %.

• Import prices indices of industrial products: +0,7 %

For import prices, the progression was sensibly more important (+0,7%) than for French producer prices. The withdraw on a year is now compiled at -3,2 %. This increase of November resulted mainly from the rise of coke and refined petroleum (+2,1%), but also from the prices of food products (+0,6 %), due notably to dairy products (+4,4 %).

Total Industry price indices



source : Insee

French Producer Price Indices in industry according to the market where the products are sold:

base and reference year: 2005

Levels A 10 and A 17 in CPF rev. 2, 2008	Weight	Nov.09	Change in %	
			In 1 month	In 1 year
French market				
BE:TOTAL INDUSTRY	1000	106,1	0,2	-4,5
(DE) Mining and quarrying, energy, water	130	118,9	0,1	-4,1
CZ: Manufactured prod.	870	104,2	0,2	-4,6
(C1) Food products, beverages, tobacco	188	101,6	-0,1	-10,3
(C2) Coke and refined petroleum products	70	100,6	3,3	-4,5
(C3) Electrical & electronic equip., computers, mach.	92	108,4	0,1	-1,1
(C4) Transport equipment	79	102,8	0,0	-0,4
(C5) Other man. products	441	105,2	-0,1	-3,5
Foreign markets				
BE:TOTAL INDUSTRY	1000	101,3	0,2	-3,0
CZ: Manufactured prod.	s	100,8	0,2	-3,2
(C1) Food products, beverages, tobacco	82	106,3	0,0	-5,0
(C2) Coke and refined petroleum products	25	146,7	3,0	17,4
(C3) Electrical & electronic equip., computers, mach.	202	96,4	0,1	-1,5
(C4) Transport equipment	211	99,7	0,2	-1,3
(C5) Other man. products	s	99,7	0,0	-5,7
All markets				
BE:TOTAL INDUSTRY	1000	104,6	0,2	-4,1
CZ: Manufactured prod.	s	103,0	0,2	-4,1
(C1) Food products, beverages, tobacco	154	102,4	-0,1	-9,4
(C2) Coke and refined petroleum products	56	107,1	3,3	-0,9
(C3) Electrical & electronic equip., computers, mach.	127	102,3	0,1	-1,3
(C4) Transport equipment	121	101,1	0,1	-0,9
(C5) Other man. products	s	103,4	-0,1	-4,2

Import prices of industrial products

base and reference year: 2005

Levels A 10 and A 17 of nomenclature CPF rev. 2, 2008	Weight	Nov.09	Change en %	
			In 1 month	In 1 year
BE:TOTAL INDUSTRY	1000	104,7	0,7	-3,2
CZ: Manufactured prod.	s	100,4	0,2	-2,8
(C1) Food products, beverages, tobacco	69	111,9	0,6	-2,0
(C2) Coke and refined petroleum products	41	103,9	2,1	0,0
(C3) Electrical & electronic equip., computers, mach.	210	93,9	0,0	-1,8
(C4) Transport equipment	133	100,5	-0,2	-1,3
(C5) Other manufactured products	s	101,3	0,1	-4,1

To know more about French PPI:

- Industrial producer price indices for the French market are measured at basic prices (excluding VAT and tax on revenues, and before deduction of any subsidies on the products), in accordance with European Regulation n°1165/98. However, purchaser price series (including non deductible taxes minus subsidies on the products, called also "ex-work prices") are also available, notably for the purposes of index-linking for contracts, on <http://indicespro.insee.fr>. This site provides also link factors between former and new series.

- French industrial producer price indices for foreign markets are converted into Euros and therefore include exchange rate effects. Measurements are performed at free on board (FOB) prices, which is to say at their value at the French border, in accordance with European Regulation n°1165/98. All ex ports are taken into consideration, whether they are intra-group or not.

- By combining these two indices, we get industrial producer price indices for all markets (French and foreign markets).

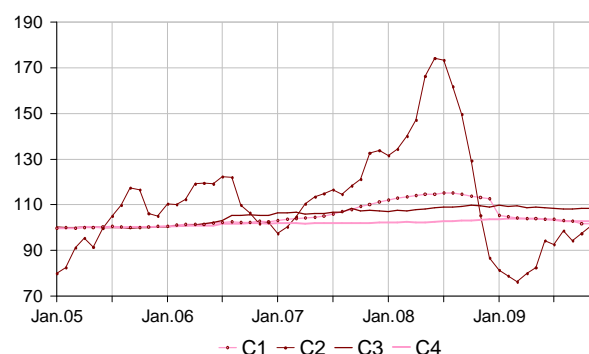
- Import prices of industrial products are converted into Euros and therefore include exchange effects. Measurements are performed at cost insurance and freight (CIF) prices, which is to say at their value at the French border, in accordance with European Regulation n°1165/98. All imports are taken into consideration, whether they are intra-group or not.

- Complementary data (backseries, methodology, webpages) can be accessed on: <http://www.insee.fr/fr/themes/info-rapide.asp?id=25>

Contact: bureau-de-presse@insee.fr

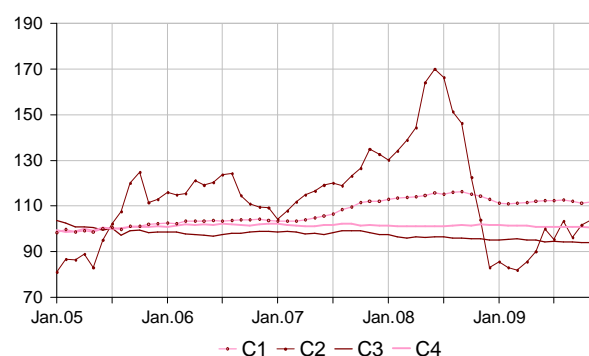
r: updated ; nd: non available ; s : confidential

Producer price indices of manufactured products sold on the french market



source : Insee

Import price indices of manufactured products



source : Insee

Revision of each index at total industry level

Revision of the monthly change (in %)

	Aug.09 / Jul.09	Sep.09 / Aug.09	Oct.09 / Sep.09
French producer prices in industry sold on:			
- the French market	//	//	//
- the foreign markets	//	//	-0,2 ⁽¹⁾
- all markets	//	//	//
Import prices of industrial products	-0,1	//	//

(1) Reading note: the evolution of the index of foreign markets between September 2009 and October 2009 published last month was equal to 0,6 %. It is updated to 0,4 %; that is to say a revision of -0,2 %.

Next publication: 01 02 2010 at 8:45 a.m.